

# SIVEK GLOBAL MEDIUM



Our Investment Funds are geared towards helping you make the most of your future and meet the various objectives you might have – whether you are looking to the short-to-medium term, to your retirement or to the eventual needs of your family.

Investing in Investment Funds gives you the potential to grow your savings in a diversified and responsible way. You should ensure that you read and fully understand the Key Investor Information Document including the risks associated with the investment prior to making a decision to invest.

**MONTHLY FUND FACT SHEET: as at 30<sup>st</sup> Aug 2019.**

## MAJOR ADVANTAGES

- Global diversification in a single investment
- Investment decisions based firmly on the KBC Investment Strategy (which can be followed on the KBC website)
- You can buy or sell units on a daily basis

## HOWEVER ...

- No fixed return
- No capital protection
- No fixed maturity date

## FUND<sup>(1)</sup> EVOLUTION AND PAST PERFORMANCE

Source of data KBC Asset Management  
Movement in Net Asset Value (currency: EUR) (Base: 100)

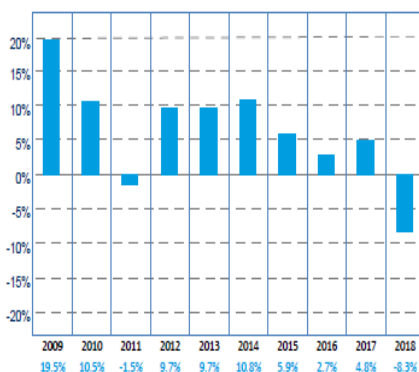
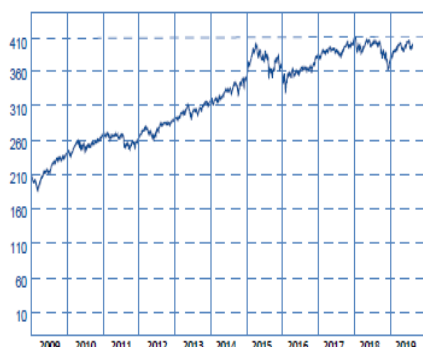
MOVEMENTS IN THE NET ASSET VALUE<sup>(1)</sup>

Starting year : 1994

Currency : EUR

PAST PERFORMANCE PER CALENDAR YEAR<sup>(2)</sup>

■ Sub-fund



<sup>(1)</sup> Past movements in asset value are not a reliable indicator for the future. (Source: KBC Asset Management.)

(1)The term 'fund' refers to a sub-fund of a Bevek under Belgian law, a sub-fund of a Sicav under Luxembourg law or a mutual fund under Belgian law (2) Performance figures are based on past investment returns. The calculation of past performance includes all charges and fees, except taxes and entry and exit charges. (3) The assets of this fund may be used for the purposes of securities lending in order to earn an additional return for the fund. While securities lending increases the level of risk within the fund it also provides an opportunity to increase the investment return.

### ASSET TYPE

	% Port
Equity	52.74%
Bonds	37.72%
Cash	5.47%
Other asset types	4.06%

### BOND TYPE

	% Port
Government Bonds	22.22%
Corporate Bonds	9.08%
Strategic Accents	6.43%
Themes	0.00%

## INVESTMENT POLICY

Sivek Global Medium invests its assets in various asset classes: equities, bonds, real estate, cash and alternative investments. The assets are invested, either directly or indirectly, via correlated financial instruments, primarily in international shares and bonds. The allocation is based on KBC's investment strategy for dynamic investors, which is determined every month.

### Currency Allocation

	% Port
EUR	62.31%
USD	25.55%
JPY	3.09%
GBP	1.83%
HKD	1.64%
CAD	1.17%
CHF	1.14%
TWD	0.40%
BRL	0.38%
Other	2.49%

### Sector Allocation: Equity Portfolio

	% Port
Financials	9.39%
Information Technology	7.70%
Health Care	6.59%
Communications Services	5.70%
Consumer Staples	5.01%
Consumer Discretionary	4.85%
Industrials	4.27%
Energy	4.01%
Utilities	3.80%
Materials	1.42%

### Geographic allocation: Equity Portfolio

	% Port
North America	45.95%
Europe	39.88%
Asia	6.86%
Japan	5.54%
Rest of World	1.77%

# SIVEK GLOBAL MEDIUM



## FUND IDENTIFICATION

<b>Fund Category</b>	Mixed Funds	<b>Launch Date</b>	14 February 1994
<b>Fund Domicile</b>	Belgium	<b>Initial share price</b>	123.95 EUR
<b>European passport</b>	Yes	<b>Minimum investment</b>	125 EUR
<b>Custodian</b>	KBC Bank NV	<b>Liquidity</b>	Daily
<b>Management</b>	KBC Asset Management NV		
<b>Book year end date</b>	December 31		

## FUND OVERVIEW

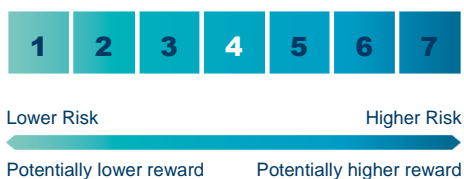
	CAP (Capitalisation)
ISIN Code	BE0146659926
Last Net Asset Value	398.53 EUR
Net Assets	1,330,310,000 EUR
Subscription Fee	1.00%
Redemption Fee	0.00%
Annual Management Fee	1.440%
Ongoing charges (including the management fee)	1.604%

## AVERAGE ANNUALISED RETURN

	% Port
1Y	-0.60%
3Y	3.05%
5Y	3.34%
10Y	5.73%
since launch	4.68%

Performance figures are based on past investment returns. The calculation of past performance includes all charges and fees, except taxes and entry and exit charges. Past performance figures may be misleading and are not a reliable indicator for future returns.

## RISK AND RETURN INDICATOR



The legally required risk and return indicator is determined on the basis of the fund's volatility or sensitivity to the markets. The figure is calculated from a EUR investor perspective.

## TAX

Investors should note that the tax legislation which applies to the Fund may have an impact on the personal tax position of your investment in the Fund.

## PRODUCT SCORE



Along with the volatility of the market, this product rating, developed by KBC, also takes other factors into account such as scheduled repayment of capital, creditworthiness, asset allocation, exposure to foreign currencies and liquidity.

A product rating of 1 corresponds with a very defensive risk profile, a product rating of 2-3 with a defensive profile, a product rating of 4-5 with a dynamic profile and a product rating of 6-7 with a very dynamic profile. More information and background on the various factors used to determine the product ratings can be found at [www.kbc.be/productrating](http://www.kbc.be/productrating).

## RISK PROFILE

This product may be suitable for you, depending on your knowledge and experience of financial matters, your financial capacity and your investment goals. You should preferably have at least a dynamic risk profile. Ask your KBC Investment Specialist for more advice.

**Warning: If you invest in this product you may lose some or all of the money invested**

**Warning: Past performance is not a reliable guide to future performance.**

**Warning: The value of your investment may go down as well as up.**

**Warning: This fund may be affected by changes in currency rates.**