

# PRIVILEGED PORTFOLIO PRO 95 FEBRUARY

Our Investment Funds are geared towards helping you make the most of your future and meet the various objectives you might have – whether you are looking to the short-to-medium term, to your retirement or to the eventual needs of your family.

Investing in Investment Funds gives you the potential to grow your savings in a diversified and responsible way. You should ensure that you read and fully understand the Key Investor Information Document including the risks associated with the investment prior to making a decision to invest.



MONTHLY FUND FACT SHEET: as at 30<sup>th</sup> Aug 2019.

## MAJOR ADVANTAGES

- Global diversification in a single investment
- Investment decisions based firmly on the KBC Investment Strategy (which can be followed on the KBC website, [www.kbc.ie](http://www.kbc.ie))
- You can buy or sell units on a daily basis

## HOWEVER...

- No fixed return
- No capital protection
- No fixed maturity date

## FUND EVOLUTION AND PAST PERFORMANCE

Source of data KBC Asset Management  
Movement in Net Asset Value (currency: EUR) (Base: 100)

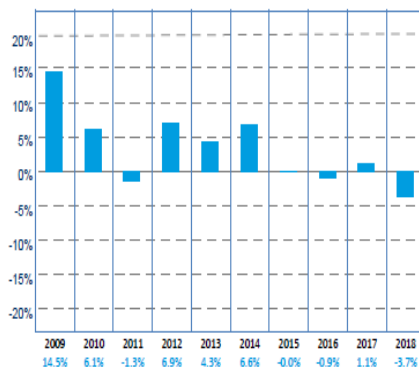
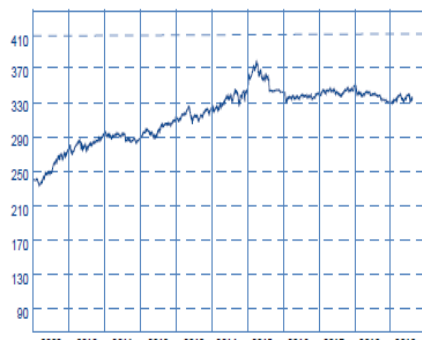
MOVEMENTS IN THE NET ASSET VALUE<sup>(1)</sup>

Starting year: 2006

Currency: EUR

PAST PERFORMANCE PER CALENDAR YEAR<sup>(1)</sup>

■ Sub-fund



<sup>(1)</sup> Past movements in asset value are not a reliable indicator for the future. (Source: KBC Asset Management.)

This fund aims (1) to achieve the highest possible return by making investments in line with the investment strategy pursued by KBC Asset Management NV and (2) to protect an annual floor price. The assets of this fund may be used for the purposes of securities lending in order to earn an additional return for the fund. While securities lending increases the level of risk within the fund it also provides an opportunity to increase the investment return.

### ASSET TYPE

	% Port
Bonds	50.91%
Equity	39.17%
Cash	5.84%
Other asset types	4.08%

### BOND TYPE

	% Port
Government Bonds	29.98%
Corporate Bonds	12.25%
Strategic Accents	8.68%
Themes	0.00%

### Currency Allocation

	% Port
EUR	71.13%
USD	19.85%
JPY	2.29%
GBP	1.34%
HKD	1.20%
CAD	0.87%
CHF	0.84%
TWD	0.30%
BRL	0.29%
Other	1.95%

### Sector Allocation: Equity Portfolio

	% Port
Financials	6.97%
Information Technology	5.72%
Health Care	4.90%
Communications Services	4.23%
Consumer Staples	3.72%
Consumer Discretionary	3.60%
Industrials	2.98%
Energy	3.17%
Utilities	2.82%
Materials	1.06%

### Geographic Allocation: Equity Portfolio

	% Port
North America	45.95%
Europe	39.88%
Asia	6.86%
Japan	5.54%
Rest of World	1.77%

# PRIVILEGED PORTFOLIO PRO 95 FEBRUARY



## FUND IDENTIFICATION

Fund Category	Mixed Funds
Fund Domicile	Belgium
European passport	Yes
Custodian	KBC Bank NV
Management	KBC Asset Management NV
Book year end date	December 31

Launch Date	03 March 2006
Initial share price	250.00 EUR
Minimum investment	10,000 EUR
Liquidity	Daily

## FUND OVERVIEW


	CAP (Capitalisation)
ISIN Code	BE0945922756
Last Net Asset Value	336.19 EUR
Net Assets	623,220,000 EUR
Subscription Fee	1.00%
Redemption Fee	0.00%
Ongoing charges (including the management fee)	2.100%
<b>Current Floor Level</b>	<b>313.03</b>

## AVERAGE ANNUALISED RETURN

	% Port
1Y	-0.71%
3Y	-0.17%
5Y	-0.22%
10Y	2.51%
since launch	2.22%

Performance figures are based on past investment returns. The calculation of past performance includes all charges and fees, except taxes and entry and exit charges. Past performance figures may be misleading and are not a reliable indicator for future returns.

## RISK AND RETURN INDICATOR



The legally required risk and return indicator is determined on the basis of the fund's volatility or sensitivity to the markets. The figure is calculated from a EUR investor perspective.

## TAX

Investors should note that the tax legislation which applies to the Fund may have an impact on the personal tax position of your investment in the Fund.

## PRODUCT SCORE



Along with the volatility of the market, this product rating, developed by KBC, also takes other factors into account such as scheduled repayment of capital, creditworthiness, asset allocation, exposure to foreign currencies and liquidity.

A product rating of 1 corresponds with a very defensive risk profile, a product rating of 2-3 with a defensive profile, a product rating of 4-5 with a dynamic profile and a product rating of 6-7 with a very dynamic profile. More information and background on the various factors used to determine the product ratings can be found at [www.kbc.be/productrating](http://www.kbc.be/productrating).

## RISK PROFILE

This product may be suitable for you, depending on your knowledge and experience of financial matters, your financial capacity and your investment goals. You should preferably have at least a defensive risk profile. Ask your KBC Investment Specialist for more advice.

**Warning: If you invest in this product you may lose some or all of the money invested.**

**Warning: Past performance is not a reliable guide to future performance.**

**Warning: The value of your investment may go down as well as up.**

**Warning: This fund may be affected by changes in currency rates.**

# PRIVILEGED PORTFOLIO PRO 95 FEBRUARY



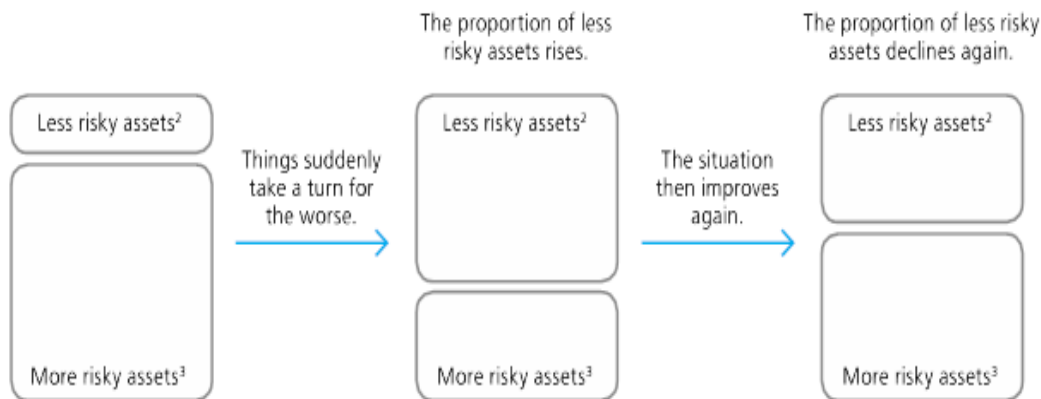
Many investors are looking for yield but are also conscious of the downside risk of their investments. Investing with floor price protection links an actively managed portfolio to a management model that sets out to keep the value of your investment above a particular floor price at all times.

The floor price protection technique is found in investments with no final maturity date. Investments that use this technique try to prevent the value of an investment from falling below a predetermined floor price during a set period, generally one year.

An example of a floor price is 90% or 95% of the price at the beginning of the period (the net asset value). If the floor is threatened, the manager will scale back the weighting of more risky assets (such as shares, share funds, medium and longer-term bonds, medium and longer-term bond funds, certain money market instruments, and alternative investments (like real estate and financial instruments that are linked to price movements on the commodity markets)) and switch to less risky assets (such as certain money market instruments, shorter-term bonds, shorter-term bond funds and cash). If necessary, the manager can invest 100% in liquid (cash) investments.

The floor price protection technique helps limit the negative consequences of a sharp fall in the financial markets. This technique does not however offer any capital protection, capital guarantee or guaranteed return. Needless to say that the manager, such as KBC Asset Management, will do its level best to intervene in good time in order to protect the floor price.

The floor price is valid for one year and is reset at the end of that year for a further period of one year. If the value of the investment has risen at the end of that year, the floor price will be increased. If the investment has fallen, the floor price will be adjusted downwards. If the financial markets face disappointing results for a several years in a row, the floor price may be reduced repeatedly. Investors may, consequently, lose a substantial part of their investment over a longer period.



1 Where the term 'investment' is used in this document, it relates to investment funds ('fund' or 'investment fund' are commonly used to refer to 'undertakings for collective investment').

2 Such as certain money market instruments, shorter-term bonds, shorter-term bond funds and cash.

3 Such as shares, share funds, medium and longer-term bonds, medium and longer-term bond funds, certain money market instruments, and alternative investments (like real estate and financial instruments that are linked to price movements on the commodity markets).